


**HiFi ENGINE<sup>®</sup>**

For more Hi-Fi manuals and set-up information  
please visit [www.hifiengine.com](http://www.hifiengine.com)






Great sounds all the time,  
great copies in one-fourth the time!

## AD-WX110

The AD-WX110 is two decks in one—but much more than what you'd get from two separate decks. In addition to saving space it saves you time as well, because it's capable of dubbing cassettes in one-fourth the time of conventional units.


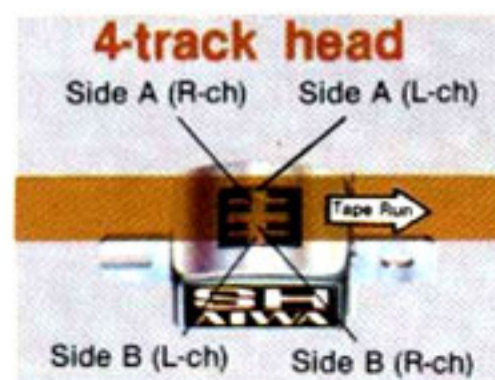
### ALL-TRAC RECORDING: A new, time-saving way to dub cassettes

**Double-speed dubbing of both tape sides**  
To copy from one cassette to another, you used to need two separate cassette decks. But even the first so-called "W" decks with two cassette mechanisms still required separate operation of each unit, and they could only record at "real time", i.e., the standard tape speed of 48mm per second. But now AIWA introduces the AD-WX110: the world's first "W" cassette deck that can copy both sides of the tape at double speed. That means you'll be able to copy the entire contents of a 60-minute cassette in 15 minutes. That's fast!



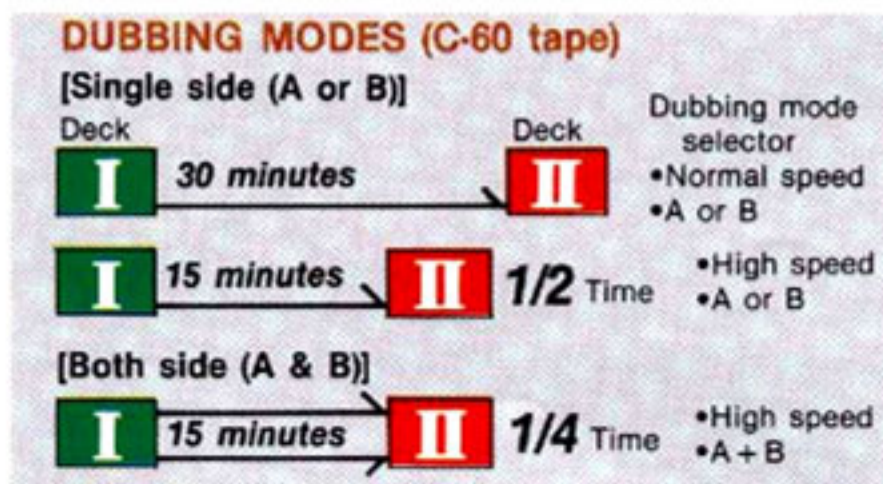
### ALL-TRACK Recording: How does it work?

In conventional decks, the cassette must be turned over to record or play back the tracks on each side. This is because the head itself only contains two tracks (one for each stereo channel). The AD-WX110 however employs two special 4-track heads which play and record the entire contents of the cassettes. During A + B Synchro Dubbing, two of these tracks record signals in the conventional manner and two in the reverse direction. When the tape is played back however, only two stereo tracks will be reproduced at one time, in the same manner as standard cassettes.



### A choice of three possible dubbing modes:

- "Real time" (Normal speed, one side)**  
Simply load a recorded tape in Deck I, blank cassette in Deck II; then press the red "Synchro Dubbing" control to start recording. (Real time recording is advised for optimum frequency response.)
- "Half time" (Double speed, one side)**  
After setting SPEED switch to HIGH position, repeat operations as described above. Copy will be completed in half of normal time (i.e., 30-minute tape will be reproduced in 15 minutes).
- "Quarter time" (Double speed, both sides)**  
Set SPEED switch to HIGH and TRACK switch to A + B. When "Synchro Dubbing" control is pressed, Deck II will record material from both sides of tape at double speed. (Entire contents of C-60 cassette will be reproduced in 15 minutes.)



**"Convenient Synchro-Dubbing" Control**  
This completely eliminates the need for separate operation of RECORD, PLAY and PAUSE functions on Decks I and II. Once cassettes have been loaded, dubbing is automatically activated by a single button.

**Continuous II → I playback**  
The AD-WX110 can also play back two tapes in sequence, giving extended playback time. Once the tape in Deck II comes to an end, Deck I will commence play automatically, making possible up to 1-1/2 hours of uninterrupted listening (with two C-90 cassettes).

**Dolby B-C\* noise reduction**  
Equipped with Dolby "C" type noise reduction circuitry, the AD-WX110 is capable of an outstanding 76dB signal/noise ratio, with tape hiss almost entirely suppressed. A Dolby "B" position is also provided.

**High fidelity recordings ensured**  
AIWA has built the AD-WX110 to give outstanding sound reproduction. The record/play head in Deck II employs a wide gap for powerful sound with dynamic range; the playback head in Deck I has a narrow 0.7 micron gap to reproduce delicate highs with accuracy. Together they give you the performance of a three-head model plus of course the advantage of two cassettes!  
The AD-WX110 also boasts a precision transport mechanism: stable DC servo motors and AIWA's exclusive micro-grain processed capstans minimize tape speed irregularity, making possible a superb 0.05% (WRMS) wow & flutter.

- Plus:**
- Automatic tape selector (Metal/CrO<sub>2</sub>/Normal)
  - Music Sensor (one program in Deck I)
  - LINE IN connection terminals
  - Mic mixing permits insertion of narration, etc. even during dubbing operation
  - Timer standby facility
  - Rec mute facility
  - LED indicators for tape setting, high speed dubbing, Dolby NR
  - Auto replay facility